

MORNING SUMMARY
















"The big money is not in the buying and the selling, but in the waiting."
Charlie Munger

Monday, June 8, 2026

Equity Update				Global Indices			
				5-Jun			
		Chg	Chg%				
ASPI	▼	-16.18	-0.07%	21,744	Dow Jones	▼	50,867
S&P SL 20 Index	▼	-7.73	-0.13%	6,024	Euro Stoxx 50	▼	6,062
Total Turnover (LKR)	▲			2,976,435,002	FTSE 100	▲	10,368
Market Capitalization (LKR)	▼			7,909,790,236,061	Nikkei 225	▼	66,588
					Hang Seng	▼	24,962
PER (x)				11.8	Frontier Markets		
PBV (x)				1.4	VN index	▲	1,839
DY (%)				2.9	KSE-100	▼	170,802
					DSEX	▲	5,516

Source: CSE

Source: Bloomberg

Exchange Rates					Commodities				
					5-Jun				
(LKR per unit)			TT Buying	TT Selling		Type			
USD		\$	332.3	342.0		Gold (USD/t.oz)	▼	4,365	
GBP		£	444.3	460.5		Gold (LKR/t.oz)	▲	1,496,450	
EUR		€	384.3	398.5		Brent Crude Oil (USD/Bbl)	▼	93	
JPY		¥	2.1	2.1		Copper (USD/Lbs)	▼	628	
CNY		¥	48.4	51.1		Cotton (USD/Lbs)	▼	76	
INR		₹	3.5	3.6		Aluminium (USD/MT)	▼	3,592	
						Palm Oil 3M forward (MYR/l)	▼	4,554	

Source: CBSL

Source: Bloomberg, CBSL

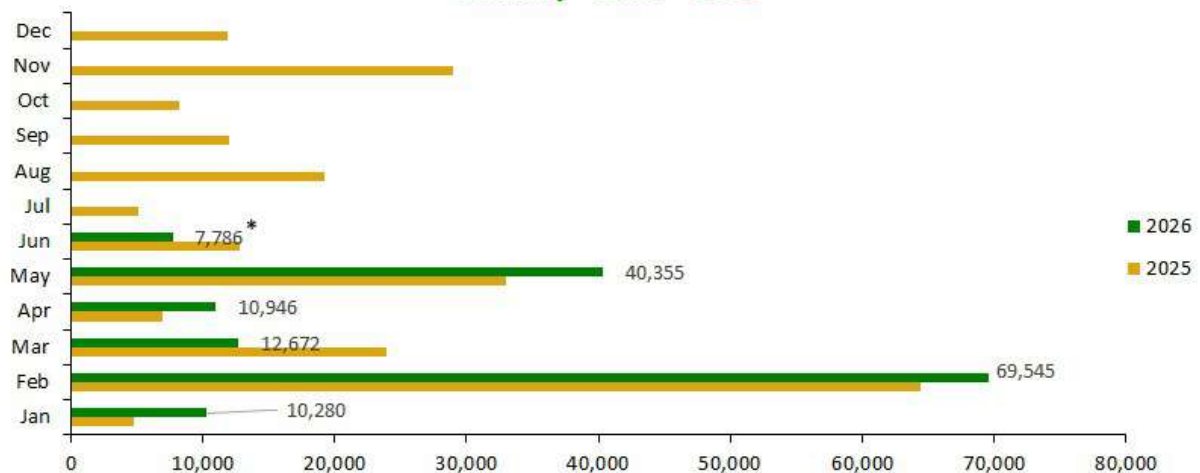
Policy Rates	OPR: 8.75%	SRR: 2.00%	
Economic Indicators	Real GDP Growth: 2025 Q4 = 4.8%	NCPI YoY Change: April 2026 = 4.70%	CCPI YoY Change: May 2026 = 5.50%

Source: CBSL



Company	Dividend Per Share	Final/Interim	XD Date	Record Date	Date of Payment
BFL(N)	LKR 0.82	Second	8-Jun	9-Jun	25-Jun
SIL(N)	LKR 2.00	Final	8-Jun	9-Jun	25-Jun
PLR(N)	LKR 0.8	Other	9-Jun	10-Jun	26-Jun
SMOT(N)	LKR 25.00	Final	9-Jun	10-Jun	26-Jun
VONE(N)	LKR 1.5	First	10-Jun	11-Jun	30-Jun
SFIN(N)	LKR 1.00	First	12-Jun	15-Jun	22-Jun
DIAL(N)	LKR 1.5	Final	12-Jun	15-Jun	2-Jul
UCAR(N)	LKR 44.00	Final	15-Jun	16-Jun	3-Jul
BALA(N)	LKR 0.50	Final	25-Jun	26-Jun	15-Jul
MAL(N)	LKR 0.12	First and Final	26-Jun	30-Jun	16-Jul
SUN(N)	LKR 0.60	Final	26-Jun	30-Jun	16-Jul
WATA(N)	LKR 0.80	Final	26-Jun	30-Jun	16-Jul
HHL(N)	LKR 0.75	Final	26-Jun	30-Jun	1-Jul
ELPL(N)	LKR 7.00	First and Final	30-Jun	1-Jul	17-Jul
CIND(N)	LKR 6.00	Final	30-Jun	1-Jul	17-Jul
CFIN(N)	LKR 3.75	Final	1-Jul	2-Jul	7-Jul
CWM(N)	LKR 1.60	First and Final	1-Jul	2-Jul	20-Jul
JETS(N)	LKR 0.50	Final	1-Jul	2-Jul	20-Jul
TILE(N)	LKR 0.20	Final	1-Jul	2-Jul	20-Jul
UML(N)	LKR 0.40	Final	1-Jul	2-Jul	20-Jul
LHL(N)	LKR 3.00	Final	1-Jul	2-Jul	20-Jul
CDB(N,X)	LKR 1.00	Final	1-Jul	2-Jul	20-Jul
LFIN(N)	LKR 5.95	Final	1-Jul	2-Jul	20-Jul
RIL(N)	LKR 1.00	First and Final	1-Jul	2-Jul	20-Jul
SPEN(N)	LKR 4.00	First and Final	1-Jul	2-Jul	20-Jul
PKME(N)	LKR 2.6	Final	1-Jul	2-Jul	20-Jul
RCL(N)	LKR 1.00	Final	1-Jul	2-Jul	20-Jul
AHUN(N)	LKR 0.28	First and Final	1-Jul	2-Jul	20-Jul
AGAL(N)	LKR 0.75	Final	1-Jul	2-Jul	20-Jul
CHMX(N)	LKR 2.50	Final	1-Jul	2-Jul	20-Jul
CIC (N,X)	LKR 0.50	Final	1-Jul	2-Jul	20-Jul
PARQ(N)	LKR 0.40	Final	1-Jul	2-Jul	20-Jul
CERA(N)	LKR 6.40	Final	1-Jul	2-Jul	20-Jul
GLAS(N)	LKR 2.98	First and final	27-Jul	28-Jul	14-Aug
ASHO(N)	LKR 30.00	First and final	17-Aug	18-Aug	7-Sep
LIOC(N)	LKR 5.00	First and final		DATES TO BE NOTIFIED	
COOP (N)	LKR 0.05	Final		DATES TO BE NOTIFIED	

LKR 151,585 Mn as dividends from January - June* 2026



*Until June 5, 2026